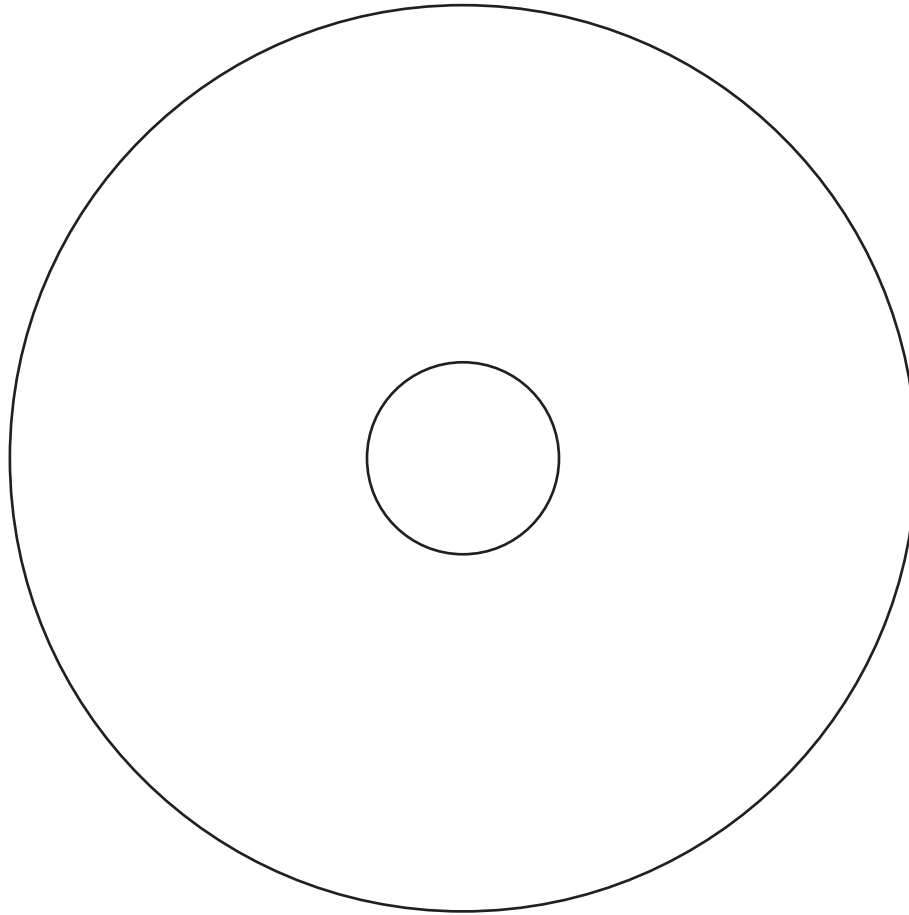


# CD Slim-Pak Artwork Template - Disc Imprint




## Important Instructions

- 1.) Once you have your artwork set up, please remove the guidelines. The guidelines are for your artwork positioning only and should not be included in the final artwork.
- 2) Outer guideline diameter is 4.72". Inner guideline diameter is 1.00" keep copy and important graphics away from the inner and outer guidelines by minimum 1/16".
- 3) All artwork is to be in black (or grey) positive print (NO full reverses, sorry!), and is limited to 30% ink coverage. Anything that is supplied in color will be converted to greyscale.

E-mail all artwork inquiries to [cdduplication@milelongrecords.com](mailto:cdduplication@milelongrecords.com)

©2006 Mile Long Records & MLR Creative Media • All Rights Reserved.

# CD Slim-Pak Artwork Template - Insert Front




## Important Instructions

- 1.) Once you have your artwork set up, please remove the guideline and the bleed line. The guideline is the inner rectangle and the bleed line is the outer rectangle. However, please leave the crop marks in the four corners.
- 2) Finished trim size is 4.85" left to right and 4.75" top to bottom. Keep copy and important graphics away from the guidelines by minimum 3/32".
- 3) Bleed all backgrounds 1/8" to the bleed line supplied.
- 4) Artwork for the FRONT of the insert can be in full color.

E-mail all artwork inquiries to [cdduplication@milelongrecords.com](mailto:cdduplication@milelongrecords.com)

# CD Slim-Pak Artwork Template - Insert Back



## Important Instructions

- 1.) Once you have your artwork set up, please remove the guideline and the bleed line. The guideline is the inner rectangle and the bleed line is the outer rectangle. However, please leave the crop marks in the four corners.
- 2) Finished trim size is 4.85" left to right and 4.75" top to bottom. Keep copy and important graphics away from the guidelines by minimum 3/32".
- 3) Bleed all backgrounds 1/8" to the bleed line supplied.
- 4) Artwork for the **BACK** of the insert must be in black & white or greyscale.

E-mail all artwork inquiries to [cdduplication@milelongrecords.com](mailto:cdduplication@milelongrecords.com)